


Voted UK Wall
Soundproofing
Product of the year
(BUILD
Construction &
Engineering Awards
2020)



PRO)))SOUND™


Wall Soundproofing Systems

SOUNDBOARD 4™

Creating Peace and Quiet In Your Home

the
soundpr)))fing
store

www.soundproofingstore.co.uk
sales@soundproofingstore.co.uk
01423 206208



The ProSound™ SoundBoard4™ system is a unique direct to wall soundproofing system. Designed to decrease noise with minimal space loss and disruption within your home.

PERFORMANCE

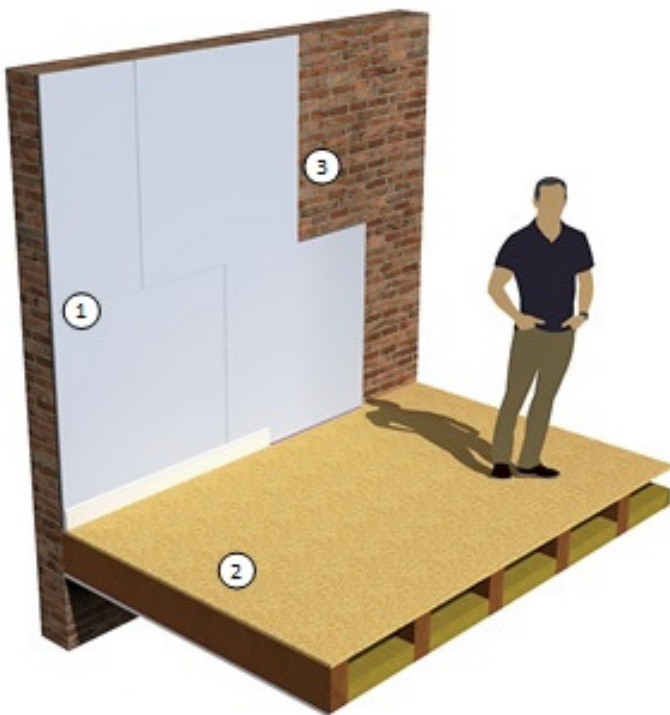
Perfect for reducing household noise from noisy neighbours

SAVES SPACE

Maximum results for only 30mm thickness

INSTALLATION

Easy DIY Install, with minimal disruption to your home



- 1: SoundBoard4
- 2: Existing Base Floor
- 3: Single Brick Wall

Performance
Airborne: 52dB

FEATURES

4 layers of different high mass soundproofing materials - to block a wider range of sound frequencies:

- Only 30mm thick
- 15mm Acoustic Plasterboard finish (ready for standard plasterboard decoration)
- 3mm Mass loaded vinyl (designed to replace lead in soundproofing)
- 9mm closed cell foam (dampens sound energy and vibrations)
- 3mm Mass loaded vinyl (designed to replace lead in soundproofing)

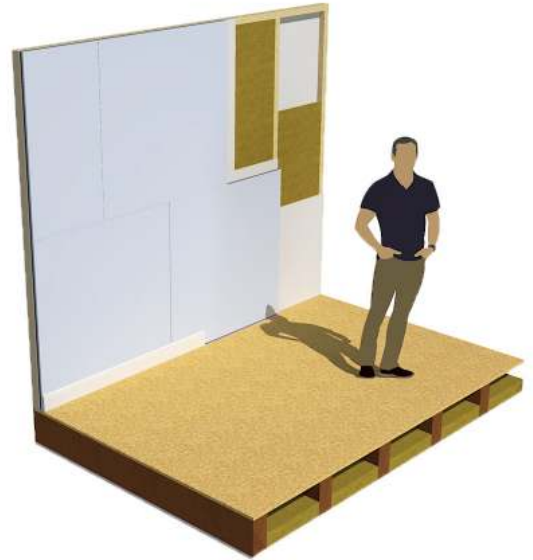
PERFORMANCE

Solid Wall Build Up



Airborne Performance: 52dB

Stud Wall Build Up



Airborne Performance: 54dB

Not to be used for impact noise, vibration, or low bass frequencies

Building Regulations Part E (UK) Requirements

Airborne Performance

Separating Walls

Purpose built dwelling-houses and flats

(Higher than) 45dB

Dwelling-houses and flats formed by material
change of use

(Higher than) 43dB

Airborne Performance (The higher the figure the better)

Single brick wall with SoundBoard 4
fixed with 9 screws per board

52dB

(Pass for building regulations)

50mm stud frame with 15mm acoustic
plasterboard on both sides and 50mm
RW3 mineral wool between studs and
SoundBoard 4 on one side only

54dB

(Pass for building regulations)

INSTALLATION

TOOLS / ACCESSORIES REQUIRED

- Circular saw, or fine toothed saw - to ensure a straight cut and smooth finish. (Do not use a knife, or standard hand saw as this will snag on the foam layer)
- Hammer Screw fixings 80mm x 6mm (or similar)
- Acoustic Sealant 900ml / Jumbo applicator gun
- Scrim Tape
- Please Note: These boards are heavy and we recommend two men for installation

1. All skirting and coving should be removed.



2. Make sure the wall is flat, clean and that all dust is wiped away.




3. SoundBoard4 is supplied in standard sheets (1.2m x 1.2m) which are fixed directly to the wall.

The installation should start in the bottom left or righthand corner. Or use different variations to avoid having to cut thin strips at the edges.

4. Offer your first panel to the wall making sure it sits square **leaving a 5mm gap around the perimeter edge of the wall, floor and ceiling.** A small shimmy or isolation strip can be used on the floor to hold the board off the floor to isolate the board to prevent flanking vibration from other parts of the structure.



5. Fix the boards directly to the wall by drilling 9 holes and fixings per board (50mm into the original wall) then fix with Hammer screw fixings.



6. Once the first board is in position, apply the second board butting up tightly to the previous board and continue. (Only seal between boards if any gaps appear).



7. Start the second row from where the first ended to give the boards a staggered joint. Follow the same procedure until the wall is completed. Ensuring the first board is flush and square will make the rest of the installation easier.



8. Cut and trim any further boards as needed.

9. The 5mm gap around the perimeter of the whole wall is then filled with Acoustic Sealant ensuring maximum performance of the SoundBoard.



10. The SoundBoard system is then ready for standard plasterboard decoration. A plaster skim finish, or heavy duty backing paper.



Address plug sockets with Acoustic Putty Pads



SOUNDBOARD 4™ CUSTOMER TESTIMONIALS

“Really pleased with the SoundBoard4™ - it has done exactly what we wanted- noisy neighbours are no longer noisy!!! Thank you.”

“Good quality materials delivered promptly and fantastic advice and assistance when needed.”



Excellent



“SoundBoard 4 is the Perfect product.”

“Not only was the service first rate, the soundproofing was ace. We have had so much noise from the neighbours and the soundproofing has changed everything all for the good, thank you. Would definitely recommend.”

“Very informative, excellent communication, prompt delivery. Can immediately tell the SoundBoard4™ is deafening sound even though my refurb not yet complete. Thanks!”

“Great product and great customer service!”

PLEASE NOTE

- SoundBoards should be stored flat
- For installations and applications not listed, please contact The Soundproofing Store for guidance
- The boards weigh 40.82kg each and will need two people to lift them
- As these boards will add a great deal of weight to your wall, you may wish to check with a structural engineer to ensure compatibility
- dB results stated are based on a standard single brick wall. (Performance will vary with different structural make-up)
- SoundBoard4™ is a handmade laminated product and has a tolerance of 2-3mm
- If you are employing fitters, it's recommended they are booked after materials have been delivered
- The mass loaded vinyl layer may emit a small odour when installed. This will dissipate in time and ventilating the room for 24 hours after fitting is recommended

SPECIFICATIONS



Thermal - thermal conductivity 0.24W/mK / thermal resistance:
15.0mm = 0.06.m2 K/W



Fire - fire rating 30 minutes



Weight 40.82kg Per Board (28.35kg per m2)